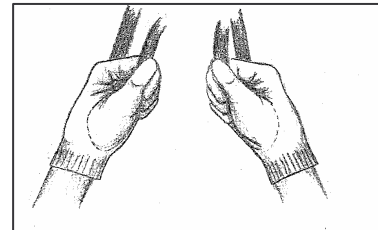
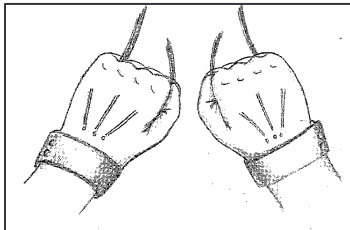
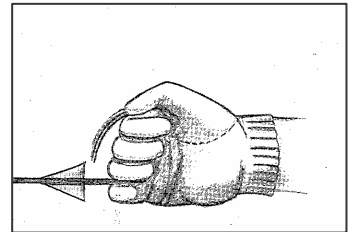
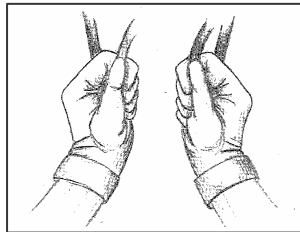
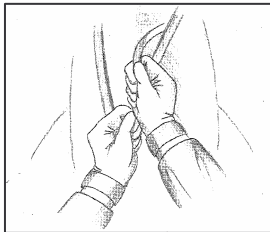


# Håndstilling

Indsæt numrene på de rigtige steder så betegnelserne passer til håndstillingerne



1. Rigtig håndstilling,
2. Forkert – Fordrejede hænder – ”klaverhænder”,
3. Forkert – Stive håndled
4. Forkert – Åbne fingre
5. Forkert – Den ene hånd er trykket over til siden